



The Data Bus

Volume 31 Issue 4

www.dma.org

September 2006

Association of PC User Groups (APCUG) Member

Location for meeting & map inside ...
Parking Permits Available ...

August 29 General Meeting Topic

RFID

Lori Porter - Guest Speaker

RFID – Radio Frequency Identification You’ve heard the term, but do you know the technology? Is it somehow related to barcode? Is it better? Having been around since the 1970’s, RFID should be old news. But few people understand how it works and how it affects our lives.

Until recently RFID attracted little attention. Wal-Mart and the U.S. Department of Defense changed that in an instant when they announced their supplier mandates. Suddenly we knew that RFID tags would be on items we purchase every day.

Today, RFID tags are all around us, in the library book, the fast-pay tag on your key-

chain, the ID tags worn by workers on base, the clothing you bought at the mall, even the chip implanted on the neighbor’s dog.

Active or passive, intelligent or not, there is a form of RFID to fit just about any application. Even small businesses are able to afford

the technology.

Lori Porter, Paxar’s RFID Product Line Manager, will talk with us about RFID technology and the efforts Paxar has made to advance the technology.

Paxar provides smart tags and labels, RFID printer/ encoder solu-

tions, bar code systems, and complete integration and maintenance services to industry leaders like Marks & Spencer, Del Monte Foods, and VF Corporation. They provide the industry’s most reliable RFID products, including Monarch^(R) brand, and the best service and support available.



CONTENTS

BUSINESS

DMA® Officers & Trustees	2
Map to DMA® Meetings	4
Presidents Corner	5
Calendar	24

FEATURES

Cover Story: RFID	1
DaytonLANfest 6	8
The Deals Guy	10
SCSI, SATA, or AoE	12
MVCS Fall Joint Meeting	13
A Lot of Assembly Required	14
CAPTCHA	16
Basic DVD Recording	17
Quality Freeware	18
Windows XP Housecleaning	20
Board Minutes	21

DEPARTMENTS AND SERVICES

DMA® SIG Meeting List	3
Membership Application & Renewal Form	23
Friends of DMA	23



CONTACT INFORMATION

GENERAL

Info Line: 937-222-4DMA
 Web Site: <http://www.dma.org>
 E-mail: info@dma.org
 Mailing Address: P.O. Box 4005, Dayton, OH 45401-4005
 Resource Center: 119 Valley Street, Dayton, OH 45404-1712

OFFICERS & TRUSTEES

President	Gary Turner	president@dma.org
Vice President	Open	vice-president@dma.org
Treasurer	Ed Jones	treasurer@dma.org
Secretary	Martin Arbagi	secretary@dma.org
Trustee - A	Gary Turner	turnerg@dma.org
Trustee - A	Ed Jones	edjones@gemair.com
Trustee - A	Jim Bellan	jimbellan@earthlink.net
Trustee - B	Chuck Gelm	chuck@gelm.net
Trustee - B	Dan Tasch	taschda@dma.org
Trustee - B	OPEN	
Trustee - C	Martin Arbagi	martin.arbagi@sbcglobal.net
Trustee - C	John Hargreaves	jrprinter@earthlink.net
Trustee - C	Jim Ullom	jullom@woh.rr.com

A=Trustee 3 yrs from 9/03 B=Trustee 3 yrs from 9/05 C=Trustee 3 yrs from 9/04

COMMITTEE CHAIRS

OTAP	Glady Champion	otap@dma.org
Membership	Glady Champion	membership@dma.org
	Dave Lundy	membership@dma.org
Programs	Jim Ullom	programs@dma.org
Fundraising	OPEN	
<i>The DataBus</i>	OPEN	editor@dma.org
DMA® Website	Dave Lundy	lundyd@dma.org
Computerfest@	OPEN	
DaytonLANfest	David Neely	nherzhul@hotmail.com
WirelessDaytonDays	Peter Hess	info@wirelessdaytondays.org

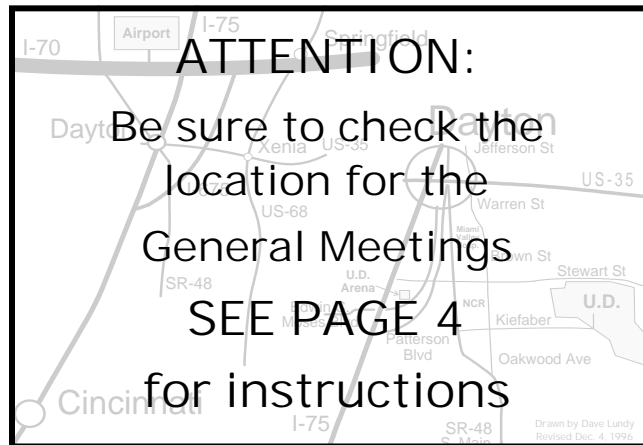
DMA® MEETINGS

GUESTS ARE ALWAYS WELCOME

Meetings start at 7:30 p.m. Visit us on the web at www.dma.org or email to info@dma.org for information or directions.

Our monthly General Meeting consists of a brief opening, SIG and committee reports, announcements, and a 60-90 minute program by a guest speaker, followed by door prizes for members. After the meeting, the group adjourns to a local eating establishment to socialize.

Due to construction at UD, our meeting will be held on the campus of Wright State University (see map next page.) For last minute announcements always check www.dma.org



DMA®'s Arrow Logo is a trademark, and DMA® & Computerfest® are registered trademarks of the DAYTON MICROCOMPUTER ASSOCIATION, INC., an Ohio 501c(3) non-profit organization.

The DataBus is published monthly by the Dayton Microcomputer Association, Inc. (DMA®).

The deadline for submitting material is the first Monday of the month of publication.


Submit files to the editor (Editor@dma.org) by "attaching" them to email in one of the following formats: (in order of preference) MS Word, Wordperfect, or .TXT (with line breaks). The editor reserves the right to edit for clarity, length & style, and to hold or reject any portions of submitted copy.

Advertisements and want ads are accepted for publication. Non-commercial credit-card size ads are free to DMA® members. Commercial Credit-card size ads are \$15.00 per issue for members. Our circulation is targeted to computer users, technicians, & IT Managers, and is currently 500 copies. To receive more

information about advertising, please contact our Editor at: The DataBus, P.O. Box 4005, Dayton, OH 45401-4005 or email to: Editor@dma.org.

Permission is granted to non-profit organizations to reprint or quote any material contained herein (except that which is copyrighted elsewhere) provided credit is given to the author, Dayton Microcomputer Association, Inc. & The DataBus. The Editor requests that when reprinting material from The DataBus you forward a copy of the reprint to the Editor.

The opinions expressed in any article or column are those of the individual author(s) and do not represent an official position of, or endorsement by, The Dayton Microcomputer Assn., Inc. Nameplate and Logo created by Bob Kwater, all rights reserved, The Dayton



Microcomputer Association, Inc. This issue was composed using Microsoft Publisher 2003 DMA®'s Arrow Logo is a trademark, and DMA® & Computerfest® are registered trademarks of the Dayton Microcomputer Association, Inc., an Ohio 501c(3) non-profit organization.



The DataBus Staff

Editor: OPEN editor@dma.org
 Calendar Editor: Dave Lundy (937) 426-1132 lundyd@dma.org

DMA® SIGs

DMA® sponsors numerous Special Interest Groups (SIGs) catering to the individual interests of its members.

Want to start a new SIG? Contact a DMA® Officer or Trustee!

Amateur Radio SIG meets the 1st Tuesday of each month, 7:00 p.m. at 119 Valley St. Contact George Ewing, (937) 667-3259 ewingg@dma.org

Apple-Dayton SIG meets the 3rd Monday of each month, 7:00 p.m. at the Wayne Booster Center, 5367 Fishburg Rd, Huber Heights. Contact Keith Ciriegio, (937) 773-0676 keithc@gemair.com

Classic Computer SIG meets 1st and 3rd Saturday of each month, 3:00 p.m. at the Sugar Grove Church, 7875 Kessler Frederick Rd, Tipp City, 45371. Contact Gary Ganger, (937) 849-1483 gangerg@dma.org

Digital Photography SIG meets the 4th Thursday of each month, 7:00 p.m. at 119 Valley St. Contact Nancy Christolear, (937) 439-1735 or njc@dma.org
www.dma.org/photosig

Gaming SIG meets the last Saturday of each month at 4:00 p.m. for a 24-hr LANparty at 119 Valley St. Contact David Neely nherzhul@hotmail.com or Frank McClain sonicboom86@aol.com for more information.
www.DaytonLANfest.com

Genealogy/Family History SIG meets the 1st Thursday of each month at 7:00 p.m. at 119 Valley Street.
 Contact Darlene Sye, genelady@gemair.com

Hands-On-SIG meets the 2nd Tuesday and 4th Wednesday of each month, 7:00 p.m. at 119 Valley St. Contact Elliott Lake, (937) 376-4581

Software Development SIG meets the 2nd Thursday each month at 6:30 p.m. at 119 Valley St. Contact SIG leader: Keith Wire (419) 634-3650 Program Coord: Mark Erbaugh (740) 845-1877 mark@microenh.com More info: Dale Childs (937) 276-3786 dalechilds@earthlink.net

Linux SIG meets the 3rd Thursday of each month, 7:00 p.m. in Wright State's Russ Engineering Center. Contact Gary Turner (937) 2487, or Tony Snyder (937) 275-7913
www.dma.org/linuxsig

Perl Mongers meets the 2nd Wednesday of each month, 7:00 p.m. at 119 Valley St. Contact Paul Ahlquist pea@ahlquist.org
<http://dayton.pm.org>

Pizza SIG - The unofficial snack or meal of the computer enthusiast is enjoyed following each DMA® General Mtg. at CiCi's Pizza, 2750 N. Fairfield Rd near Fairfield Commons Mall. Open to all, it is the "Pizza SIG". Come join us!

More SIG information is available online at www.dma.org/sigs.shtml.



Map to Meeting Location

DMA will be meeting in Room 101 of Fawcett Hall on the campus of Wright State

If coming via I-675, take the Fairfield Rd Exit, and turn LEFT off the exit ramp if coming up from the south (e.g., from Kettering or Centerville), turn RIGHT off the ramp if coming from the north (e.g., Springfield --). Fairfield Rd dead-ends into the WSU campus, but to avoid the Nutter Center, turn left and go to the main entrance. WSU is on the #13 and #1 bus lines, with service to 9:45 PM. Please check www.dma.org for last minute announcements. To see more maps of the campus go to: <http://www.wright.edu/aboutwsu/maps/>

Main Campus Area

Visitors to main campus may park in visitor lots 2, 6, or 16 (shaded grey) for an hourly fee. **Parking areas shaded green are permit-only lots.** For more parking information, visit the Web site: www.wright.edu/admin/parking/

SEE "PARKING RESTRICTIONS" BELOW

For an "active" version of the map below visit www.wright.edu/aboutwsu/maps/map_bw1.html

Once at the web page... Click on a building for a photo and more information.

- CA Creative Arts Center
- DL Paul Laurence Dunbar Library
- FH Fawcett Hall**
- FW Fred White Health Cntr
- HS Health Sciences Bldg
- MH Millett Hall
- MS Medical Sciences
- OH Oelman Hall
- SU Student Union
- RC Russ Engineering Center



Parking Restrictions

When school is not in session, parking regulations are lightly (or not) enforced. In general, you can park with relatively little risk where you wish except for zones designated as follows:

"No Parking" (duh!),

"Handicapped Parking" (unless you have a Handicapped license plate or sticker on your vehicle),

"University Vehicles Only," or

"Reserved." (Reserved parking spaces have a brown sign in front of them designating them as such.)

Parking Permits

WSU has agreed to issue temporary parking permits for DMA Meetings. Permits are \$2 each and are good for an entire quarter. The alternative is to take a chance and park illegally.

If you have not yet purchased a

permit, write "DMA" prominently on a plain sheet of paper. Place it under your windshield wiper.

Before the meeting, see Martin Abagi for an application. Fill it out completely and return it to Martin with your two dollars. We'll have hang tags for you.

You do not qualify for the permit if

you are a WSU student, faculty, or staff member! You should have your own parking pass. All applications will be checked against the WSU student and employee data base.

Although parking regulations are not enforced as stringently after 5:00 p.m., there is some enforcement. Two dollars is cheap insurance.

The Desk of the President

DaytonLANfest

Congratulations to Dayton LANFest! DaytonLANfest was a big success on the weekend of July 28th with a lot of gamers participating in tournaments during the 48 hour gaming event. Congratulations and my thanks go out to David Neely, Nancy Christolear, Glady Campion, Jason Cook and LANfest staff for such a well run event! DLF is one of the largest gaming events in Ohio and will continue to be with such a great staff!

If anyone has any ideas or suggestions for the next LANfest event please send them to David Neely, Nancy Christolear, or Glady Campion.

Elections!

I have enjoyed being a Trustee for this organization for the last six years and your President for the last two years. My term in both offices is now coming to an end with the upcoming September elections. I do plan to remain involved in DMA and offer my help where possible. I want to take this opportunity to thank each of you for your help, support and efforts!

Our Bylaws have term limits in place for trustees and officers. This is to allow others to step into those roles. This means you!! I encourage everyone to get involved, run for an office or volunteer for a leadership role in our organization. There are many exciting opportunities and we are always looking for new ideas. With many hands, the tasks become easier to accomplish. Volunteers are what keep our organization going. Remember this is your club!

OTAP

OTAP is looking to rent (or a donation of) space, so collectively we need to keep your eyes and ears open for such a space. It needs convenient access for large trucks, have parking and room for work to be done on the ground floor. We are looking for a location with 2000 to 6000 Square Feet. Remember DMA is a 501c3 recognized Ohio Not-for-Profit corporation with limited funds so the cost is an important factor.



Gary Turner
President
Dayton Microcomputer Association
President@dma.org

DMA Board of Trustee Elections

It's that time of year again! Elections will be held during September's General Membership meeting for any open seats on the DMA Board of Trustees. One seat is currently available and three more will open up as current terms expire.

Each Trustee serves a term of three years, setting policies and overseeing the activities of the organization. Those who have held a seat on the Board have found the job very rewarding. This is your organization. Run for the Board and bring your own ideas to the table.

Applications must be filed with the Board by August 31. Contact any Trustee about the election process.

All persons seeking to be elected as Trustees shall meet the following eligibility requirements:

- Each candidate must be a paid up individual regular or associate member of DMA® in good standing for at least twelve (12) months prior to elections.
- Each candidate must be twenty one (21) years of age before the date of the election.

All the details are in the DMA By-Laws: www.dma.org/dma-bylaws05-30-05.pdf

Club Purpose and Membership

The Dayton Microcomputer Assn., Inc. (DMA®) is an Ohio non-profit organization dedicated to the education of, and providing information to, microcomputer users and the general public. DMA® members use and own a wide variety of computers and possess various levels of computer experience.

Annual dues are \$25 for regular members, which includes a subscription to *The DataBus* newsletter, and \$12.50 for associate members living at the same address. Associate memberships must run concurrently with a regular membership. A membership application is located on page 23, or can also be downloaded from our web site at: www.dma.org/dma-app.shtml.

OTAP Bridging the GAP

Ohio Technology Access Project is a rather long name for a very worthy cause. OTAP is part of DMA's effort to "bridge the digital divide". We are one of only a few Microsoft Authorized Refurbishers in Ohio. We operate under DMA's 501c(3) non-profit designation. This is a group of devoted volunteers who generously give of their time and talents to rework old hardware into usable PCs. The work is sometimes challenging but always rewarding.

Bridging – Our mission is to place computers and internet access into the hands of those with the most need and the least opportunity. We place computer systems with schools, churches, charities, individuals, and families. Most of our clients are disabled or financially disadvantaged. Each tells us how a computer system would improve their education, opportunities, even quality of life.

Refurbishing – Many of the computer systems we work with are donated by individuals, some are from organizations or companies. They come in all speeds, shapes, and sizes. The equipment is evaluated and tested for functionality. Repairs and modifications are made if necessary so that the system matches our standards.

Recycling – We are able to reclaim and reuse many of the computer parts. Hardware that is below speed or not repairable is disassembled and the pieces are sorted and recycled. We work hard to avoid adding any materials to local landfills.

Donating – For individual donors, OTAP offers a second life for that slightly out-dated system that is taking up valuable space on your desk or dining room table. We handle each system with care and find it a good

home. For corporations, we ease the upgrade process, help avoid landfill costs, and provide and great opportunity to contribute to the community.

Training – The best kept secret of OTAP is the training. For those who are computer-phobic, we provide easy procedures and plenty of assistance while you learn to take apart and rebuild computers. Students working towards certification can get that valuable hands-on experience. Volunteering at OTAP is always an opportunity to stay current, upgrade your skills, or debate some obscure compatibility issue.

OTAP is open on Saturdays from 10:00 until 2:00. Anyone is welcome to stop by and have a look at the process. You can reach us by phone at (937) 222-2755 or on the web at www.otap.org.

OTAP Surplus

The Ohio Technology Access Project surplus items in good working condition that we would like to make available to the members of DMA. For more information on these items, visit OTAP.



www.old-computers.com

- Cables as low as 40¢
- Monitors as low as \$5
- CD-ROM drives as low as \$1
- Keyboards & Mice as low as 25¢
- Zip Drives \$5 and up
- Travan Tape Drives as low as \$2
- NIC's
- SCSI Cards and cables
- SCSI Scanners
- Printers
- Servers
- Partial Systems
- Partial Laptops

New OTAP Hours of Operation

Tues-Wed-Thurs 9am-5pm
 Friday by appointment only
 Saturday 9am-5pm
 Closed Sunday & Monday

Apple-Dayton SIG

Apple-Dayton's meeting this month is: **August 21 - The topic will be Google.** With all the features and tools those Google guys in the valley are throwing our way, it's no wonder they're starting to make Microsoft nervous. Come take a good look at all the goodies that Google has to offer, and maybe you'll find another reason you can't stay away from their site.

FREE Seminars available at:

CompUSA #427 - Dayton

221 Springboro Pike
Dayton, OH 45449

<http://seminars.apple.com/>

iWeb: The Easy Way to Publish Media Rich Web Pages

Sep 7, 2006 (Thu) 05:30 PM

Seamlessly connected to other iLife applications, iWeb is simply the best way to create a truly personal website, complete with navigation that is always up to date.

Getting Started with Your Mac

Sep 14, 2006 (Thu) 05:30 PM

Whether you are getting started on a Mac, or are a Windows user looking to switch or use a mixed PC/Mac environment, we'll show you some tips and tricks to help you begin to master Mac OS X!

Jamming with iLife'06 "GarageBand"

Sep 21, 2006 (Thu) 05:30 PM

See how GarageBand turns your Mac into an anytime, anywhere recording studio packed with hundreds of instruments and a recording engineer or two

for good measure. Easily add your original music to your iPod, slideshows, DVD menus, CDs or score to your iMovie projects.

Get the Basics on Going Digital with your Photos

Sep 28, 2006 (Thu) 05:30 PM

Discover a few of the ways iLife, iWork, and .Mac can help you share your digital photos. Create a Home Page, a DVD, a newsletter, or a keepsake photobook. Learn about the new Photocasting capability of iPhoto.



- > SIG SWAP < -

The Digital Photography and Genealogy SIGs have decided to swap meeting nights. Genealogy will meet the first Thursday of the month and Digital Photography will meet the fourth Thursday.

Hands-On SIG

Our first Hands-On meeting of August involved plans for the future. We discussed some changes to the general format of our meetings. We will be studying Network+ instead of A+. Meetings will include time for questions and discussions about the material from the texts we use. We will also review at least one of the exercises in the book. We are going to make better use of the SIG mailing list by posting questions and discussions about the study material. We will also post the exercises from the text that we don't cover in the meetings. This will allow the SIG to cover more material in a shorter time. By posting the results of our attempts at the exercises, we can help each other through the material. Once we decide on the text, we will each purchase a copy of the text to use for studying.

The times of our meetings have not changed. We will still start at 6:30 P.M. at 119 Valley Street with pizza for those who arrive for the first part of the meeting. The first half hour will be for the pizza and open topic questions, announcements and introductions. The period from 7:00 P.M. to 9:00 P.M. will be the training portion of the meeting and 9:00 P.M. until ? will be the "Ask the Expert" session.

DaytonLANfest 6

DaytonLANfest was quite a success. Those who came out to play had a great time. Those who helped with the event or just stopped by to check it out were very impressed. David “Nherzhul” Neely and his team put on a first class show.



Friday morning, the staff met for a power breakfast at Bob Evans before descending on the site of the event. Saint Peter Parish was ready and waiting, with every table and chair in place. They seemed just as excited as we were, since this would be their very first gaming event.

Jason “Macros” Cook and his team set up a network with multiple game servers and enough LAN ports to support 200 PCs. Warrick “Woz” Mann, Matt “Sgt Hobo” Ungard, and Jon “Salkaman” Falkner helped manage the network and stage area. Rhiannon “Pixie” Skidmore was our official MC. Patsum, a DJ new to the business, volunteered his services for the weekend. He installed some very impressive sound equipment and colored floodlights. He kept a beat going all three days.

Nancy Christolear took charge of registrations. John Daniel, Jim Bellan, and



Martin Arbagi assisted. The first 50 paid attendees received DLF T-shirts.

Kim Champion handled the DLF store with help from friends John Bielas, and Tom Fritchman. She offered LAN cables, headsets, power strips and ice-cold energy drinks.

Gamers came from all over Dayton, all across Ohio, even from out of state. Many gamers attended along with their teams or “clans”. They brought some of the fastest gaming rigs we have ever seen. Several brought their own televisions and gaming consoles to share.

Tournaments began Friday evening with Age of Empires 3 on the PCs and Halo 2 on the consoles. John Falkner managed the PC tournament. Brandon “Sebastin” Stratton was in charge of all the Xbox console tournaments. Competition was stiff.

Tournaments on the PCs for Quake 4, Call of Duty 2, and Counter Strike:



Source were held on Saturday. These were managed by Frank “Phrank” McClain, Stewart “Chow Yun Fat” Ross, and Dmitry “Illvm” Dunin. Saturday’s tournaments on the consoles included Dead or Alive 4 and Halo 2 with two-man teams.

Final matches for all tournaments were held on Sunday. First place winners received cash prizes. First, second, and third place winners received gold, silver, or bronze medals, and “SWAG”.

Jeff “JPWinkis” Perry was our “SWAG” man, keeping track of product donated by our sponsors and handed out as prizes and raffles. JP was also our on-the-scene



photographer. He took candid photos throughout the event and played them as a slide show on his PC.

Dave Lundy attended the Awards ceremony on Sunday to photograph the final winners. (He got a bit distracted, however, and we found him climbing tables to photograph curious arrangements of empty blue bottles.)

DLF takes on a party atmosphere with all the side-line activities going on. The attendees may have played and emailed each other online many times, but only meet face to face at an event like this. Renegade donated the use of his pinball machine, allowing the player with the highest score to take home all the quarters from the weekend. Jellytime brought portable dance-pads with controller and



display, called Dance-Dance-Revolution, allowing attendees to play and compete. Gamers tend to collect empties from their Bawls energy drinks, but a few started arranging the bottles into logos and phrases, probably as a result of too little sleep and far too much caffeine.

(Continued on page 9)

DaytonLANfest 6

(Continued from page 8)

Everyone who attended received some sort of prize or giveaway. We are very grateful to our generous sponsors who provided valuable products, T-shirts, posters, and branded merchandize:

FSP Group
Crucial
Everglide
nVidia
Titan
Computer Geeks
Nyko
Zboard
Mushkin
Shattered Web
Wolf King USA
eDimensional
Bawls



Three local vendors attended DLF and helped sponsor the event. NetX provided a gaming rig as a raffle prize. OceanLAN hosts the DLF website and provided a cash donation. LaStar offered headsets and talked to attendees about employment.

A special thank-you goes to Mike Carr of OTAP for being our contact person and loaning us equipment for the event. Thank you to Saint Peter Parish for the use of their great facilities and to Denise Durick, David Bogle, and Steve Stratton for their assistance. Thanks also to the DMA Board of Trustees for their help and support.

Now that DLF 6 has been packed up and put away, the Gaming SIG is looking forward to the next LAN party at 119 Valley. They've already started planning the next LANfest.

As these events come and go, the thread that joins one event to the next is the DLF website. Nancy Christolear and her web team provide a great site for Gaming SIG members to share thoughts and keep up with what's going on. It allows us to keep in touch with attendees and sponsors. Anyone who fills out the free registration can join in the conversation. Check it out sometime:

www.DaytonLANfest.com



The Deals Guy

by Bob "The Cheapskate" Click
Greater Orlando Computer User Group



Thanks for your feedback from my remarks last month. I had no negative responses, but I was assured that there probably were some people out there who didn't bother to write me. Probably so, but I appreciated the responses I did receive.

I read an article in Information Week about a disgruntled employee who was alleged to have planted 50 to 70 malicious lines of code, amounting to a "logic bomb," before he left the company." It disabled about 2000 servers and brought the company system to a standstill. After four years, they have still not repaired all the damage. It is titled "The Threat Within" and revealed how much damage a disgruntled employee in an organization can really cause. The accused perpetrator is in court, but that doesn't change the damages done. Try these URLs to read more about it: <http://www.informationweek.com/security/UBStrial/> and <http://www.informationweek.com/showArticle.cle.jhtml;jsessionid=RQ15JLK20L2XUQSNLPCKHSCJUNN2JVN;?articleID=188703447>

I have packed a lot into this column so be sure to check the product Web sites for better information. I cut a lot of description info out to shorten the items. Also, check the Web site's privacy statements. I have not tried any of these. Be sure to check the information closely.

*Get Those Drives & Petitions Back!

DiskInternals NTFS Recovery can scan any physical drive or virtual image. It doesn't make any changes to the drive itself and can be safely used even on the system volume. While scanning the drive, its recovery wizard shows the progress with the number of found files and folders. When the scanning is over, the user can change some disk properties. You

can, for instance set up a new cluster size or proceed with the existing one. The program displays all recoverable files and folders in the explorer-like window. A search engine helps find desired files and moves them to a safe location. With DiskInternals NTFS Recovery, you can access files that the system fails to see.

DiskInternals NTFS Recovery v1.5 runs under Windows 98/ME/NT/2000/XP/2003 Server platforms. A single user license costs \$99.95 USD. DiskInternals offers a 15% discount using the link https://www.regnow.com/softsell/nph-softsell.cgi?item=11238-8&ss_coupon=NTFS-RAJ9-PR. The coupon code is NTFS-RAJ9-PR. Registration entitles all users to free technical support and minor upgrades. A fully functional evaluation version of the program is available for download at http://www.DiskInternals.com/download/NTFS_Recovery.zip.

Product page link: <http://www.DiskInternals.com/ntfs-recovery/>

Web: <http://www.DiskInternals.com>

Postal Address: Pacific Business Centre, DiskInternals Research, P.O. Box 34069 #381, Seattle, WA 98124-1069, USA

Fax: 206-984-3919

They did not respond to my message when researching the information so I hope the discount is still good. Also, check close to see if there are any catches with the "fully functional" downloadable copy.

*Monitor What The Kids View

Adult Photo Blanker guards computer users from the ubiquitous expansion of pornography and violence in our life. This program not only prevents your children from accessing unwanted websites, but

also controls the content of video files and photos loaded into your computer memory from the hard disk. This smart tool monitors nearly all multimedia content. Adult Photo Blanker uses 11 special criteria to reveal objectionable films, websites, images and the like. The program combines this built-in artificial intelligence scanner with the keyword filter, which recognizes unwanted content by specified words, and it is concealed from inexperienced users. Adult Photo Blanker is protected with a password, so if you want to turn it off and watch an adult film, you must use the password you previously specified. It features Block and Safe lists to customize each user settings individually. Each family member can configure options of the program in his/her own way. By the time you read this, a newer version will be introduced.

Adult Photo Blanker runs under Windows 98 (partially) / ME (partially) / 2000 / XP and costs \$49.95 (USD.) Users group members receive a 20% discount. Just enter DEAL-LSFQ-GUY where it calls for a coupon when downloading the paid version. A fully functional trial version of the program is available as a free download at http://www.oreware.com/download_prog.php?id_prog=25 (4.09 Mb)

Product page URL: <http://www.oreware.com/viewprogram.php?prog=25>

Web: <http://www.oreware.com>

*This Product Claims To Further Improve Your Windows Operation

True Launch Bar gets the best of MS Windows OS and streamlines it for greater comfort of use. Its unique system of switching toolbars and expandable menus gives instant access to files, appli-

(Continued on page 11)

The Deals Guy (cont.)

(Continued from page 10)

cations, and settings from the taskbar. In addition, overlay images and skins give the system polish and slick looks. The latest update offers support to Windows Vista. You can also group shortcuts into menus that expand and collapse at a click, or float on top of other windows. The use of Drag-n-Drop helps quickly fill the menus with shortcuts for files and applications, system settings and controls. You can customize its color scheme and add gradients and transparency effects. Its plug-ins will equip your taskbar with a newsreader and the weather forecast. You will be able to monitor resources and network activities, access the address book and control media players.

True Launch Bar v4.0 runs under Windows 98/ Me/ 2000/ XP/ 2003/ Vista platforms. A single user license costs \$19.90 (USD). The company also offers a home license for 4 installations priced at \$49 USD. All registered users are entitled to free technical support and program updates. Additional plug-ins and skinning libraries are on the company web site. A fully functional evaluation version of the program is available for download at <http://download.truelaunchbar.com/install/tlb4.exe>. True Launch Bar V4.0 will be available at a 30% discount to user group members on these special links to the order pages: True Launch Bar Personal License: <http://www.regsoft.net/purchase.php3?productid=51538&pc=7L0L7> True Launch Bar Home License: <http://www.regsoft.net/purchase.php3?productid=53346&pc=7U0I4> Product page link: <http://www.truelaunchbar.com>

*Lets Improve That Password Protection!

Double Password, a new security manager, creates your security token on your flash drive (or other USB gadget, such as an MP3 player, PDA or even a USB-

pluggable mobile handset). This device becomes the key to your OS. Double Password makes sure that no one can interfere with the work of your computer or get access to your data. It encrypts your password, which can accompany your security token. No external spy program can intercept your password. This is attained thanks to a special "double-bottom" password, which Double Password applies to protect your computer. This means that you enter one password, but the program remembers another (it remembers it in a special encrypted way, which cannot be seen from the outside).

Double Password offers security levels in low, medium and high. "Low" means all users can get access to your computer. "Medium" means that a user can log into your OS only with the help of a special security token (total security is guaranteed as you resort to the described "double-bottom" password). "High" is similar to "Medium", however in this case you cannot even work if your security token is out.

Double Password runs under Microsoft Windows NT/2000/XP. Users group members get a 20% discount using the coupon code YTR79G3 where requested. Discount prices are: Personal license, \$29.95; Family license, \$79.95 and Business license \$59.95.

Product page link: <http://www.doublepassword.com>
Web: <http://www.refog.com>

*This Game Is A Blood-Chiller

From the creators of "Gunner 2" comes a new breath taker called JetJumper. The plot of the game implies that you become the pilot of an outlandish jumping machine equipped with a powerful jet engine. As soon as the jet engine sets the jumping machine into motion, you will

have to jump from one platform to another. JetJumper helps you to collect a variety of useful items, which you are sure to come across; gems, magnets, green keys and the like. All these items help you to score and eliminate some obstacles on your way and to get new lives. Magnets help you to collect more gems. Once you have grabbed a magnet, all gems on your way start sticking to you like flies to an adhesive pad. Once you have jumped aside and have fallen from a platform, the game leaves no chance for your JetJumper to survive. During a take-off, your JetJumper's jet engine exerts a force of thousands of newtons, so only a professional pilot can handle this aircraft.

JetJumper runs under Windows 9x, Me, 2000, XP (DirectX 8.0 or higher required). The game costs \$19.95 (USD) and they offer a 10% discount to all group members by using TAB000BL code and this URL: <https://secure.bmtmicro.com/servlets/Orders.ShoppingCart?CID=949&PRODUCTID=9490005> Registered customers are entitled to unlimited game play and a multitude of unlocked levels.

Product page link: <http://www.warlockstudio.com/jetjumper.html>

A trial version offering 60 minutes of game play, is available as a free download at <http://www.warlockstudio.com/download/jetjumper-setup.exe>

For more information about the company or games, please visit <http://www.warlockstudio.com>

That's it for this month. Meet me here again next month if your editor permits. This column is written to make user group members aware of special offers or freebies I have found or arranged, and my comments should not be interpreted to encourage, or discourage, the purchase of any products, no matter how enthused I might sound. Bob (The Cheapskate) Click bobclick@mindspring.com. Visit my Web site at <http://www.dealsguy.com>

Hands-On SIG Discussion: SCSI, SATA or AoE?

By Elliott Lake, HOSIG Leader

A question was asked during the "Ask the Expert" session at a recent Hands-on SIG, about choices of drives when building a small server. The issue concerned which would be a better solution for storage, SCSI or SATA.

A relevant question would be: "Do you have a preference, and how strongly do you feel about that preference?" The discussion that followed covered various points about SCSI and SATA and the use of RAID on either.

One point in favor of SCSI is the higher duty cycle of the SCSI devices. SCSI devices also have hot-swappable trays that allow you to use a key to shut off the tray power before you pull the tray from the system. This avoids the transient spikes that can occur if power is still being supplied to a drive when the tray is removed from the system.

However, SCSI has a higher cost per Gigabyte of storage as compared to SATA. SATA drives tend to have higher storage capacities per drive than SCSI. But if you have two drives of the same capacity, the cost of the SCSI will be significantly higher than the SATA. If cost per Gigabyte is more important to you than duty cycle, SATA might be more appropriate.

We also discussed methods of fault tolerance. Both the N+1 and N+2 approaches were discussed with respect to the SCSI and SATA drive setups. Although the group didn't go as far as discussing 2N setups. I'm sure several might consider N+2 to be overkill depending on their perspective and experience.

The conversations then turned to AoE. If you are like me and haven't heard of this before, it stands for ATA over Ethernet. As this was explained by Gary Turner, this is a system you connect to a file server. It contains a RAID set of ATA drives. The reason for connecting the AoE system to a server is to restrict Ethernet traffic seen by the AoE system, to traffic intended for the AoE system. It was noted that the AoE system requires an O/S, and could be any O/S of choice. Yes, Linux was mentioned in the list as well as the O/S seldom men-

tioned by us Linux fans.

You may be wondering by now if we ever asked about the system needs or issues like: How much storage space is required? How much the storage will grow within a year? How will the server be used: for web access, applications, files or a combination of roles?

Rest assured that these questions were asked. The client has about 70 Gigabytes of current storage. The desire of the consultant is to provide space for backup images of workstations. A small amount of storage growth is expected each year. The data is not accessed other than to pull a client record and store the record. The impression I got was maybe once every five to fifteen minutes would be a good estimate.

There was no definite dollar amount provided for the server storage design and as we all know, most clients will desire the least expensive. So with this in mind, let's revisit the questions asked at the beginning of this article: Do you have a preference, and how strongly do you feel about that preference? Now let me ask another: Has this discussion changed your mind?

I know this article didn't go into a lot of detail. I just wanted to wet your appetite and get you thinking about the topic. If you are the type of individual who likes to take part in this type of lively technical discussion, join us at 119 Valley Street every Second Tuesday and Fourth Wednesday at 6:30 P.M.

- WANTED -

ARTICLES

The DataBus should reflect the talents of the membership. Feel free to contribute product reviews, technology how-tos, news of your latest project, etc. Email to

editor@dma.org

Volunteer of the Month



Our Volunteer of the Month award for September will be shared by two people who were vital to the success of DLF 6.

Warrick "Woz" Mann lended his IT expertise to the DLF Network team. He showed younger staff members how to configure and maintain game servers. His cool handling of some tense situations during the heat of the tournaments headed off some potential disasters and greatly improved the experience of the attendees. Woz has indicated that we will be seeing more serious involvement from him at future DLF events.

Kim Campion kept the DLF store running all hours of the day and night during the DaytonLANfest. She provided LAN cables, headphones, power strips, and energy drinks for attendees who may have forgotten to bring theirs. She went above and beyond the call of duty to seek out the residence of a DLF staff member who had overslept Saturday morning and make sure he was up and moving.

Thanks to both Woz and Kim for all their help during the event.



Announcing the Eighteenth
Annual Fall Joint Meeting
Miami Valley Computing Societies
Thursday, September 21, 2006

at the
David H. Ponitz Center,
Sinclair Community College

Cyber Threats & Information Warfare - What You Should Know

Presenter:

Donavan Lewis,
Defense Intelligence
Agency

*Information Technology in
the "Flat World"*

*Threats with Foreign IC
Manufacture*

Types of Cyber Threats:

- *Unstructured*
- *Structured*

*Computer Network Attack
(CAN)*

*Computer Network Exploitation
(CNE)*

5:30 Arrival & Networking
6:30 Dinner
7:30 Presentation, Q&A

Dinner \$20
Presentation only \$2

**Door prizes will be awarded
during the networking hour.**
You must be present to win.

**Reservations must be re-
ceived by:**
Friday, September 15, 2006

As the world increasingly becomes the "Flat World," the US dominance in Information Technology is decreasing while countries such as China and India are increasing their roles. This opens the vulnerability and threat to the US defense and commercial systems.

This presentation will provide an overview of security concerns and trends related to the globalization of Information Technology (IT) development. As IT components are increasingly developed around the globe, what are the implications for information warfare against U.S./Department of Defense (DoD) computer networks based on subversive functionality built into IT components? Foreign-built IT components are already entering DoD computer systems and the trend is rapidly accelerating. What are the implications for the acquisition community?

Donavan Lewis is the Chief of the Threat Analysis Division (CCO-5) and supervises Defense Intelligence Agency (DIA) intelligence production. He supports Information Operations (IO) threat areas, primarily cyber threats, to DoD networks and foreign strategic communication threats. His primary focus of support is to OSD, CJCS, the Services and Agencies. Mr. Lewis spent 20 years on active duty in the U.S. Army, Signal Corps, and has a total of 24 years at the DIA.

Societies Showcase: Before and after the program, attendees will have the opportunity to learn about the activities of the participating societies. Each society will have a table display presenting their activities over the past few years and plans for upcoming meetings. Membership information will also be available.

ACM/ASIS&T/ASQ/BDPA/DACW/DAMA/DMA/IEEECS/IIBA/IIE/PMI/SPIN

For reservations, contact

Sandy Feola, 672-0735

or visit us on the web at www.soasist.org/mvcs

A Lot of Assembly Required

by Karen Rhodes, Honorary Member of the Rochester Computer Society, Inc.

My computer died. It was old, in computer terms, and the motherboard had had it. It wasn't much of a task to get my data files off before it completely went west, as I keep most of my data on Zip disks or USB portable drives. But it was time for me to get a new com-puter.

It isn't my first choice to go to Gateway or Dell or Hewlett-Packard and buy an already-assembled machine. First, I want on my com-puter only the software I will be using, not some techie-nerd's idea of the latest "in" thing. Second, I don't want to have to go round and round with some-one on the other end of a telephone about what com-ponents are available. The bottom line is that I want what I want when I want it, and nothing more – or less.

My preference for assembling is made much easier by having someone in-house who is experienced at it – my husband, who is a computer specialist. He does everything; he installs hardware, software, LANs, the whole works. There are some things he doesn't know, but he knows enough to be able to put together a computer -- one that works. He's done it before, for himself and for others, on the job and at home.

He did the shopping for me because I get lost when it comes to putting one part of the computer in concert with another, and knowing what is more likely to work with what. You notice I said "more likely;" there never is a guarantee that it's all going to work once you get it together!

Having done business with Newegg.com before, he settled on them. He gave me a list of recommendations. I ordered; the next week, we had all the parts. That next Saturday, after breakfast, the assembly began.

I'll go though the process he used, making what I think are some important points to remember (marked by bullets).

- Don't always settle for the power supply that comes with your case. I ordered a mid-range case, which came with

a 350-watt power supply. Probably not enough for my powerful and large genealogy database program and a lot of multitasking that will inevitably accompany its use, and certainly not enough for the motherboard I bought, because I also play games for which I bought a powerful graphics card and a muscular motherboard. And the motherboard I ordered states in its manual that it requires a minimum of 400 watts in the power supply. I bought 550 watts.



- If you do boost the power supply or you live in a hot climate (both apply to me), buy extra case fans. They're inexpensive, and the extra cooling they provide is crucial to computer health.

The case came with one fan installed. My husband put in the two extra case fans first. Then he put in the power supply (Just PC model JPC-550C-12V). Next he put onto the motherboard (EPOX EP-8 NPA) the CPU (AMD Sempron 64 3100+), the memory (Corsair, 1 GB), and the graphics card (MSI NVidia P317). The sound card – sound chip, really – and the Ether-net card are integrated onto the motherboard.

All during the installation, my husband used his digital camera to take pictures of each component and of the process. In addition, for my own file, I made notes of all the model numbers and serial numbers.

- Document, document, document! You'll be glad you did when a tech support person you're talking to on the phone about your misbehaving computer asks you for the serial number on your hard drive. You'll have the information right in front of you, either in a paper file or in a photograph, and won't have to open up

the case and bend yourself into a pretzel to get the serial number off the hard drive!

Meanwhile, back at the installation procedure, when my husband installed the motherboard into the case and tried to hook it up to the power supply, we hit a snag.

- Understand that the connector on one part which is supposed to connect to another part may not match up and may need an adapter.

In my case – you'll forgive the pun – the power supply connector was 20-pin and the mother-board's corresponding connector had 24 pins. No panic yet – there was an adapter in with the motherboard. But when my husband tried to hook it up at the power-supply end, the connector wouldn't connect. It was mismanufactured.

- Understand that there are going to be snags and that you just have to accept them when they happen, and come up with solutions. Cussing is optional.

- Understand that nature always sides with the hidden flaw.

We live in a rural area, outside of an unincorporated little town in Florida. The nearest city is Jacksonville, up in the next county. It's quite a ways – especially at these gas prices – to go into the city for our needs. We try to avoid it as much as we can. However, there was not another adapter of the type we needed nearby.

The next day, Sunday, my husband and I made a 60-mile round trip into Jacksonville to Comp-USA for another adapter. He had been told on the telephone that morning that they had 20 of the item in stock. Fine. We got there, carrying with us the faulty adapter and the case's original 350-watt power supply as a test bed, since it had the same type of connection. Which leads me to:


- Be prepared. If you need to go to the store to replace a faulty component, take the bad one with you! Don't try to remember what type, brand, number or placement of pins... you never will. And

(Continued on page 15)

A Lot of Assembly (cont.)

telephone ahead, and make sure you talk to someone who knows what he's talking about, or should!

We looked all over the store, ending up at a rack right beside a help station. A young woman came to the counter. We asked her about the adapter. Her first answer was the wrong one: "We don't have those." I informed her curtly we had been told over the phone they had 20 of that item in stock. She then gave some lame routine about not having been there long and something about some boxes just having come in. She looked to her left, at the rack where we ended up, and said, pointing, "There they are, right there."



- Do not take nonsense from store personnel. Speak plainly and to the point. Go to the next level, if you have to, repeating that subroutine as many times as necessary, until you get satisfaction.

We wanted to open the package and see if the adapter therein would fit the power supply. We didn't mind making one 60-mile round trip, but would have been angry to get the new adapter home and find it also didn't fit! The young woman said we'd have to pay for it first, then take it to Customer Service and talk to them about opening and testing it. Thence we went. Two young men confirmed what we'd been told, then gave us a look that said, "Okay, go away." Not me. I took out my money, plunked it down on the counter, and said, "There's my green." I took the receipt, and then we opened the package, took out the adapter, and tried it. It fit.

- Always ask for what you want. Be firm, even adamant, about it.

I could have ordered another of the adapters from Newegg.com, I'm sure. But there would have been several days' wait, and I wasn't willing to do that when we could find one near and in a short time. The thing only cost \$7, and I probably would have paid that much just in shipping!

- Be willing to shell out a little bit more to get what you want when you want it.

Back home, the assembly proceeded: hard drive (Western Digital Caviar RE 160Gb), DVD-RW (LiteOn SHW-160P6S), DVD/CD-ROM (LiteOn SOHD-6P9SV), card reader (Arrow Micro AICR-01), and the old 3.5" floppy drive from my old computer. He set it all up with the monitor (Sam-sung Sync-Master 740N: I had to treat myself to a flat-panel monitor), the keyboard (LiteOn SK-1688U), and the mouse (Radio Shack optical mouse 26-592, which I already had), and tested it.

It all worked!

I had followed all of my husband's recommendations except for one.

- Even if someone who knows more than you makes recommendations, check them out and see what you think.

When making my hardware selections, I had gone online to Newegg.com and read the reviews and specifications for the components my husband had picked out. I agreed with all except one: the keyboard. The keyboard he selected was criticized in user reviews for sticking keys (which was why I had trashed my old keyboard) and for having too short a cord. I needed a longer cord in my setup, so I selected another keyboard, which I'm happy with.

We set up the machine at my desk. We looked at the BIOS and set it up the way I wanted it, which didn't involve many changes. Then it was time to install Windows XP professional (SP2). It seemed to go well, by all appearances, but we know how deceptive that can be! And it wasn't long until we found out we'd hit another snag. Somehow the OS had set itself up to think the C: drive was a removable drive which had no disk in it, and it wanted to call the hard drive "local drive I:." That would not have worked with some software which insists it be placed on Drive C:. This snag also caused the persistent appearance of an error message telling me that there wasn't a disk present in C: when I knew there jolly well was.

- Murphy loves operating systems!

Whatever can go wrong, will.

Here I will make a long story short: we used a software program my husband has (Darik's Boot and Nuke) to wipe the hard drive and start all over again. It took two more tries installing Windows XP Professional before the stupid software decided to give the drives their proper names.

- Be patient, persistent, and courageous when installing software, especially the operating system. It is going to fail a few times before succeeding, trust me!

The computer works well, all things considered. I am not able to play a couple of my games, for evidently they require Intel rather than AMD chips. I haven't yet, but I'll go to the respective web-sites and see if there are any patches for us orphaned AMD users!

- No matter how well the installation goes, no matter how well the computer is working, there will still be problems. They're inevitable; get used to it or go back to the mid 20th century!

The important thing is that it will run my genealogy software (The Master Genealogist), word processor (OpenOffice.org), e-mail program (Pegasus), and browser (Firefox), and other things vital to me. As well, it will run some of my games, so I'm happy with that.

- Once you get it going – enjoy it!

Karen Rhodes is not a techie, but she does appreciate a well-put-together computer. She's had many careers, some of them quite brief, and is currently studying genealogy through the distance learning facilities of the University of Toronto. She lives in Florida with her husband, her younger daughter, and a calico cat named Tiger.

There is no restriction against any non-profit group using this article as long as it is kept in context with proper credit given the author. The Editorial Committee of the Association of Personal Computer User Groups (APCUG), an international organization of which this group is a member, brings this article to you.

waxtadpole(at)comcast.net

<http://www.rcsi.org>

CAPTCHA

By Sandy Berger. Compu-KISS

CAPTCHA (Completely Automated Public Turing test to tell Computers and Humans Apart)

Have you ever tried to sign up for a message board or Web service and been presented with an image with letters and numbers which you are asked to read and type into the Web form? While the shape, size, and background of the image varies it always contains a series of letters and numbers, usually on a graphic background.

Often the letters and numbers are distorted and you have to struggle to recognize them, making you wonder why the website is making you go through this extra step. Don't blame the website. This image-recognition routine is something caused by cousins of the nasty spammers who have permeated our email.

The mechanism that makes you type in this information is called a CAPTCHA. If you know what those letters stand for, you will have a pretty good idea of why this mechanism is being employed. CAPTCHA stands for Completely Automated Public Turing test to tell Computers and Humans Apart.

Here's the story. Spammers have completely infiltrated the world of the Internet. In email they try to get you to buy their wares. On message boards they list links to their Viagra and pornographic websites so that they get better positioning in the search engines. They overload online opinion polls and they sign up for free email accounts which they use to send out more spam.

For the most part, all of this spam activity is done automatically. The spammers send out what we call "bots". These are actually software programs that search the Internet and

imitate the behavior of a human. These bots are smart enough to fill out registration forms and so they can automatically register at a variety of websites.

We recently had an attack of these automated bots on our Compu-KISS message boards. After years of being unaffected, we suddenly had hundreds of postings that told off-color jokes and lead to pornographic and drug-selling websites. We moved the website to a new area (www.happycomputing.com), but were still inundated by these automated posting. So we installed a CAPTCHA. Now when a new person registers for the message board they must type in the five letters and numbers that they see on the screen to prove that they are human. Since the CAPTCHA is a graphic image, most of the bots cannot read the text like humans can.

The CAPTCHA that we use has letters and numbers that are undistorted, so it is easy to use. If, however, we are attacked by some of the smarter bots that are out there, we will have to distort the letters and numbers slightly to make it even harder for the bots to register.

Although a slight inconvenience to the average user, the CAPTCHA is a real roadblock to vision impaired Internet users who use screen readers which, like the bots, are unable to read the text on the CAPTCHA.

It is extremely unfortunate that we all have to be inconvenienced because of the activities of Internet spammers. I really hated to have to install this software, but I had no other choice. The same is true of many other websites and Web services. So when you encounter a CAPTCHA, don't blame the website,

blame the spammers!

The Compu-KISS Message Boards can be accessed at www.compukiss.com or directly at www.happycomputing.com

Sandy Berger, The Compu-KISS® Lady...nationally respected computer authority, journalist, media guest, speaker, and author is a seasoned 30-year computer expert. Sandy is a consumer advocate promoting simplicity, ease-of-use, and stability in consumer technology products. She works with hardware and software developers to help them make their products more user-friendly.

There is no restriction against any non-profit group using this article as long as it is kept in context with proper credit given the author. The Editorial Committee of the Association of Personal Computer User Groups (APCUG), an international organization of which this group is a member, brings this article to you.

NEW COURSE!

CIS 231

FALL 2006

Fundamentals of the Linux Operating System

This course will cover (Installation, Administration, and Management) of the most current distribution of The Linux Operating System.

Thursdays, 7:00-9:45 p.m.

To register (937) 512-3000

Basic DVD Recording

By Bob Elgines, Editor, Colorado River Computer Club, Arizona

DVDs are like CDs, but with greater capacity; you can record sound, video, or data. The latest CDs allow 700MB of data, or 80 minutes of sound or video (mpeg1 format) whereas the DVDs allow 4.7 GB or 120 minutes of sound or video (mpeg2 format). Then you have Double Layer DVDs which allow 9.6 GB or approximately 3.7 hours of video. As we probe into the basics you will find approximately 10% of the room on your disk is used by Titles, Menus, and Directories.

First, what do we need to accomplish the recording of data, and sound:

A computer with a minimum of 1 Ghz, 512 MB of RAM, 40 GB hard drive, CDR optical drive, video with 32 MB RAM for 1024 x 768 screen mode, and recording software such as "NERO" by Ahead Software.

Second, we need all the above plus the items below for Video:

A DVDR optical drive, an input device such as ADS' InstantDVD (USB input) or equivalent for recording from VHS tape, and a VCR. A firewire input card can be used if you are recording from a digital camcorder (DV).

To record data and sound on DVDs is very similar to CDs, but video is

different only because we use a different format. A CD may be used with this format and would hold approximately 30 minutes of mpeg2 (MP2) video. This CD would be called a "VCD" (Video CD) and would be played on a DVD Player.

There are several different video formats such as WMV, MPE, MPG, MP1, MP2, MP4, etc. MP1 (352x480) is fine for B&W video, but size and quality is too low for color. MP2 (720x480) is the most common format used at this time for doing video DVDs. MP2 can be recorded in low (3382Kbits per sec), medium (5073Kbits per sec), and high (9716Kbits per sec) quality.

Before you start recording video, you may want to shut down all the programs running in the background to gain the maximum amount of System Resources in order to acquire the greatest performance when recording video. You will use 4 to 20 GB of your hard drive for recording a two hour video depending on the format you use.

"NERO" (Version 6 or 7) is the cheapest way to go for software. This program will do just about everything for you (two hours plus on DVD, some editing, excellent recording). I also have used "MyDVD v4 or5" by Sonic (easy to use, some editing, up to 1.9 hours on a DVD), "MyDVD v6" by Sonic (up to 3.5 hours

on a DVD, but SONY players do not like the recording format), "Premiere Elements" by Adobe (easy editing is great, but recording is only good for one hour, jumps around with movement and going more than one hour really destroys it by also getting choppy), "Movie Factory2" by Ulead (not bad, but very time consuming and hard to use, 1.9 hours on DVD) and "Studio Plus 10" by Pinnacle (very demanding, needs more memory and high quality video card; very hard to use!).

I am using an INTEL P4, 3.06 Ghz, 512 MB RAM @ 800 MHz, GeForce FX5200 128 MB RAM video card, and a Digital Research model DDVD116DL (DVD Recorder with NERO software), an ADS Instant DVD VHS input device, which converts the antilog video to digital Mpeg2 format via a USB port, and an IEEE firewire port for my DV Digital Camcorder.

There is no restriction against any non-profit group using this article as long as it is kept in context with proper credit given the author. The Editorial Committee of the Association of Personal Computer User Groups (APCUG), an international organization of which this group is a member, brings this article to you.

Elginesz(at)rraz.net

RFID Toys: 11 Cool Projects for Home, Office and Entertainment (ExtremeTech) (Paperback)

by [Amal Graafstra](#)



- Getting in the Front Door (RFID enabled door lock)
- Stepping into Your Car (RFID enabled car door lock)
- Logging into Windows XP Using RFID
- Building an RFID-Enabled Safe
- Taking Inventory with an RFID-Enabled Smart Shelf
- Letting Fido in with an RFID Pet Door
- Tracking Employees and Time with Active RFID
- Monitoring Assets and Sending Alerts
- The Three Rs Reading, wRiting, and RFID
- Extreme RFID

Quality Freeware

by Brian K. Lewis, Ph.D., Member of the Sarasota PCUG, Florida

I found the article in the July Monitor on "Cost Efficient" software by Joseph Moran to be quite interesting, but noticed that much of the software had a price associated with it. So I thought I'd let you in on the absolutely free software I have been using for the past 2-5 years. In every case I have used it as my standard application for the purpose and, in many cases, totally removed any commercial software that carried out the same function. I have also upgraded the free software when the upgrades became available. All of the software in this article can be obtained without charge by downloading from the various Internet sites I have listed. In every case there is no "trial" period involved.

The foremost item on my list is OpenOffice. I am currently using version 2.0. This version includes word processing, spreadsheet, drawing, database, and presentation software. All of these applications produce documents that are interchangeable with their equivalents in Microsoft Office. OpenOffice will also export documents in either PDF or HTML format. You don't need any PDF software to produce documents that are readable by Adobe Reader (formerly known as Acrobat Reader). Unfortunately it can not open or edit PDF documents. It can open and edit documents in over 25 different formats including HTML, Word Perfect, Word, Adobe PhotoShop, etc. You can obtain your free copy of this software from <http://www.openoffice.org/>.

I also recommend Firefox and Thunderbird as free replacements for Internet Explorer and Microsoft's Outlook Express. With the latest versions of Firefox I have not run across any web sites that it can not render correctly. That's not to say that some may exist, I just haven't found them. Firefox will transfer your favorites (bookmarks) from Internet Explorer. As for Thunderbird, it is similar in many ways to Outlook Express, but it includes an RSS Reader that I have found useful. It also filters junk mail and places it in a special folder where you can review it if

needed. Otherwise it will be automatically deleted at an interval that you can set. It doesn't remove 100% of the spam, but it does detect about 99% of what comes into my computer. One of the latest additions to Thunderbird is anti-phishing protection. Thunderbird warns you if it suspects that the message might be a scam. Thunderbird can import your address book from Outlook Express. Both Firefox and Thunderbird can be downloaded from www.download.com or if you prefer, from www.mozilla.com/firefox/ and www.mozilla.com/thunderbird.

As for anti-virus software, you can't beat Avast for ease of use and automatic updating. After downloading and installing the software it asks you to register. That simply includes giving up your e-mail address, name and postal address. You receive a license to use the software for a year for personal use. At the end of the year you re-register and get another year's free use. Avast is free for personal use, not for businesses or other organizations. However, non-profit organizations can buy Avast at a greatly reduced price. I have used Avast for several years and have installed it on more than 100 other personal computers. In no case have the users had any problems with this software. In addition, Avast does not sell your e-mail or postal address so you get no spam from this registration. Avast quietly updates itself frequently in the background while you continue to work. Then it simply reports that an update has taken place. I have seen days when I have had 3-4 updates in the same day. If you use a dial-up connection instead of cable/DSL, Avast will attempt to update whenever you go on-line. Since the downloads are usually less than 100 KB, they occur rapidly, even on a dial-up connection. The Home edition of Avast can be downloaded from www.avast.com/eng/avast_4_home.html. I recommend using this site instead of download.com as your anti-virus database will be more current.

For a good, reliable firewall I recommend ZoneAlarm. It is also free for personal use. I admit they will try to sell the Pro version when you install it, but the free version is really all you need. That is, assuming you have anti-virus and anti-parasite software installed on your computer. It used to be that dial-up users didn't really have much need for a firewall. However, in today's Internet world, I wouldn't want to connect to the Internet without a good software firewall. While traveling with my laptop, I kept both my anti-virus and firewall updated and running for every connection. ZoneAlarm can be downloaded from www.zonealarm.com. Click on the download link and then the ZoneAlarm tab.

As for anti-parasite software, I have to agree with Mr. Moran. Ad-Aware SE and Spybot S&D are two that I keep on both my computers. But that isn't enough. You have to run them regularly to insure you are not infected. I run mine a minimum of once each week. Both of these can be downloaded from download.com. Spybot also has an immunization function that can prevent some parasites from installing themselves on your system. Another immunization application that I use is Spyware Blaster. It makes changes to your registry that prevents parasites from installing. At the present their database lists more than 5,000 items. Using these three anti-parasite/anti-trojan products will certainly upgrade your security and they are all free. Spyware Blaster can be downloaded from download.com or www.javacoolsoftware.com.

For general photo editing I use Google's Picasa. It is not just a photo organizer. I use it to download photos from my camera and organize them into folders. It can also be used to edit photos, print photos and e-mail them. You can make CDs, add captions or post photos on web sites. The advantage of Picasa over other photo software is that it is free. It can be

(Continued on page 19)

Quality Freeware (cont.)

(Continued from page 18)

downloaded from download.com or <http://picasa.google.com>. It does not have all the bells and whistles of applications like Photoshop or ULEAD's Photo-Impact, but it is more than adequate for most nonprofessional purposes.

You may not need screen capture software very often, but when you do, you really need it. I use MWSnap. It allows you to capture an entire screen or part of it. What you capture can be saved to a file, printed, or edited. It may take you a little time to get accustomed to the interface. But you can't damage anything by playing with it. Once you are familiar with all the controls, it really does copy any part of your screen. Again, this is freeware and can be downloaded from www.mirekw.com/winfreeware/index.html.

Have you ever considered that you might need an inventory of the items in your home for the purposes of making an insurance claim? Considering that we live in Florida where there are many electrical storms, to say nothing of hurricanes, damage to your home could occur at any time. Can you list the contents of every room and the value of each item? Well, the Insurance Information Institute provides free software to assist you in making an inventory and a photographic record of the contents of your house. This software is very easy to use and very important to any homeowner. The software also includes typical lists of things in each type of room. You don't have to use these as you can enter anything you have. You can include place of purchase, date and price, if you have that info. Pictures of items or general pictures of a room can also be added. This software can be downloaded from www.knowyourstuff.org.

There is one more significant software package that I use that is freeware. That is NVu, web-authoring software. Linspire, the company that produces the Linspire Linux software, publishes it. It

has a WYSIWYG editor (What You See Is What You Get) as well as direct editing of the HTML language. It includes the tools for publishing the pages to a web site. You can test the pages against a browser on your computer to insure that everything works properly. It also allows you to add Javascript either directly or in a separate file to your pages. There is a complete tutorial for NVu included on the web that can be downloaded and printed. There is also an NVu users forum which can be quite helpful. If you have never created a web page before, I think you would find NVu to be just what you need. If you want to see a web site created with NVu, check out www.sandpiperchorus.org. NVu can be downloaded from download.com.

There is one other specialized software package that I have used that some may be interested in trying. This is the Personal Ancestral File (PAF). This is free genealogy recording software provided by the LDS Church (Church of Latter-day Saints). Their website also allows users to search on-line files from the family history archives in Salt Lake City. Although I am not currently using PAF I did use it for a few years before switching to a commercial package. PAF is certainly quite useful for beginning family historians and it can be expanded by purchasing the PAF Companion. If you are interested in trying PAF, download it from www.familysearch.org.

Now that you have all this downloaded freeware, you should make backup copies on either a CD or DVD. Well, for that we have another freeware package, CDBurnerXP Pro. This software will burn CD-R, CD-RW, DVD+R/RW and DVD-R/RW. It will burn and create ISO files. It will burn audio discs from mp3, wav, ogg and wma files. It will convert (rip) files on audio discs to wav, mp3, ogg or wma files. It also works with most IDE, USB, Firewire and SCSI burners. It can be downloaded from download.com or www.cdburnerxp.se/

[download.php](http://download.com). This software does not have a trial period. It is yours for however long you wish to use it. I have been using mine for over two years and have obtained several updates, one of which added the DVD burner capability.

As you can see from this there is a lot of quality freeware available. If you are interested in finding more, check out the listings at download.com. Just be cautious because many of their listings are trial packages only. You are expected to purchase the total package before the end of your trial period. But there are many "nuggets" on their very extensive web site. So if you are interested in saving money, try some of these quality freeware items.

Dr. Lewis is a former university & medical school professor. He has been working with personal computers for more than thirty years. He can be reached via e-mail: [bwsail at yahoo.com](mailto:bwsail@yahoo.com).

There is no restriction against any non-profit group using this article as long as it is kept in context with proper credit given the author. The Editorial Committee of the Association of Personal Computer User Groups (APCUG), an international organization of which this group is a member, brings this article to you.

<http://www.spcug.org>

Windows XP Housecleaning

By Dick Maybach, Member of the Brookdale Computer User Group, New Jersey

Unless you are careful, after a period of use Windows will begin to slow down. This occurs because many programs are always active, even though you aren't using them and because the number of files increases, which means that searches take longer. Fortunately, Windows XP contains several tools to help you ease these conditions. Using these tools periodically (every month or two is reasonable) will help you keep your PC lean and mean.

Use Disk Cleanup to delete useless files. Right-click on a disk icon in Windows Explorer (C: will be the most rewarding); then click *Properties*, click the *Disk Cleanup* button, and select the actions. (I prefer not to compress old files as I've had bad experiences with compression.) Also be sure to check the actions available under the *More Options* tab, in particular deleting all but the last restore image. Finally search all your hard drives for the strings "*.tmp" and "*.dmp" in filenames. Delete anything more than a week or so old; however, Windows will refuse to delete any files it considers important.

Go through your saved e-mail and delete old messages. This will reduce the size of the mail database file and help you to find important e-mail more quickly.

Look at the list of installed programs (*Start @ Control Panel @ Add or Remove Programs*) and remove any you don't use. Most of find that new software often is less useful than we expected. Also, many PC manufacturers ship machines with software that we neither ask for nor need. While you're checking, be sure to click on the *Add/Remove Windows Components* icon in the left margin of the window. You find MS tools that you don't need.

Windows allocates a large portion of your disk space for use by System Restore (*Start @ All Programs @ Accessories @ System Tools @ System Restore @ System Restore Settings*). Select each drive and click on the *Settings* button. Reduce the Disk Space Usage by moving the slider to no greater than 1 GByte on each of your drives. Use less on small drives, especially if they contain nothing but data.

Check the startup folder for pro-

grams that automatically start; you will probably find that you don't want many of these running. *Start @ All Programs @ Startup* to view the contents of the startup folder. To stop a program from starting automatically right click on its icon then click delete. This does not delete the program; it only stops it from being started at boot-up.

Unfortunately, most programs that start automatically don't appear in the startup folder. To disable these, click *Start @ Run* and type "msconfig". Click the startup tab and uncheck any programs you don't want to run at startup. When you finish, Windows will ask you to restart. After boot-up you will see a diagnostic screen. On it uncheck the box that displays the diagnostic screen each time you boot.

You can also turn off Windows services that you don't need, but you shouldn't do this unless you are very knowledgeable. However, it doesn't hurt to look at what's running, and you may learn something. Open the Services window by clicking *Start @ Control Panel @ Administrative Tools @ Services* and the System Configuration window by clicking *Start*, then *Run*, typing "msconfig" and selecting the services tab. Move the windows so you can see both. Clicking on a name in the services window will display a short description. Removing a check mark in the System Configuration window will disable that service, but no matter how confident you are, don't disable any service marked "essential".

Check for unsigned files and drivers; these can be corrupted files or programs not approved by Microsoft. Click *Start @ All Programs @ Accessories @ System Tools @ System Information @ Tools @ File Signature Verification Utility @ Start*. The search will take several minutes; then a list will appear showing all the program files without valid signatures. Consider deleting (by using the *Add/Remove Programs* tool) these.

Another utility you should know about is *System Information* (*Start @ All Programs @ Accessories @ System Tools @ System Information*). This doesn't allow you to change anything, but you can learn a lot about Windows by exploring it. For

instance, if you click on the plus box by *Software Environment* then on *Startup Programs*, it will show you a list (after a pause) of all the modules that start at boot-up. It shows information in each entry that may enable you to track down a troublesome program. As is common with Windows utilities, you can sort any column by clicking on its header.

If you have problems with a program that ran with an earlier version of Windows, try running them in program compatibility mode. Click *Start @ All Programs @ Accessories @ Program Compatibility Wizard @ Next @ Next*. You will see a list of all the installed programs. Select the troublesome program and a compatibility mode (Win 95, Win NT, Win 98/Me, or Win 2000). Clicking *Next* brings up a screen allowing you to set a lower resolution on the screen, which may be needed for very old Windows programs.

You can tune your PC performance with very little risk, even if you are a novice. Right click on *My Computer* in Windows Explorer; then, click *Properties @ Advanced @ Performance Settings*. Usually, checking "Let Windows choose what's best for my computer" is satisfactory, but you might to try "Adjust for best performance" if you machine is slow. If you are more adventuresome, you can select *Custom* and disable individual features by unchecking items in the list. If you don't like the result, you can just go back to "Let Windows choose what's best for my computer."

After completing the cleanup check to see if you should defragment your disks. Right click on a disk icon in Windows Explorer; then click *Properties @ Tools tab @ Defragment now @ Analyze button*. If Windows says the disk does not need defragmenting, don't do it. Defragmenting the C: disk takes a long time, and seldom results in any noticeable performance improvement.

There is no restriction against any non-profit group using this article as long as it is kept in context with proper credit given the author. The Editorial Committee of the Association of Personal Computer User Groups (APCUG), an international organization of which this group is a member, brings this article to you.

<http://www.bcug.com/> N2nd(at)att.net

DMA® Board Minutes—July 10, 2006

By Martin Arbagi, DMA Secretary

Call to Order and Attendance

PRESIDENT GARY TURNER called the meeting to order at 7:02 P.M. All Trustees (M. Arbagi, J. Bellan, C. Gelm [late], J. Hargreaves, E. Jones, D. Tasch, G. Turner, and J. Ullom) were present. Visitors: G. Campion, M. Carr, N. Christolear [late], E. Lake, D. Tasch. (Alphabetical order used throughout. Mr. Tasch appears as both visitor and Trustee.)

Officers' Reports

PRESIDENT (Gary TURNER)

No report.

VICE-PRESIDENT (Vacant)

TREASURER (Ed JONES)

Ed presented the financial report for the year thus far. The bad news is that DMA® has a loss of \$92,000. The good news, however, is that \$90,000 of that is a non-recurring (one-time) loss because of the shutdown of Gemair.

SECRETARY (Martin ARBAGI)

Induction of DAN T ASCH as Trustee
President Gary Turner presented the Secretary with the DMA Ethics Form signed by Dan, and gave his qualifications: Dan is an engineer at the Air Force's Jet Propulsion Laboratory.

John Hargreaves moved, and Ed Jones seconded a motion to accept Dan Tasch as Trustee. Passed unanimously.

Jim Ullom moved, and Chuck Gelm seconded, approval of the June Minutes. Passed unanimously.

Committee Reports

LANfest (*Glady Campion, for David Neely and Nancy Christolear*)

About 180 PC gamers are expected for LANFest, and twenty console (X-Box®, etc.) gamers are expected for an approximate total of 200.

About 100 have pre-registered.

We do not yet have enough volunteers for the concessions.

Grand Prize will be a game PC, which will be raffled off.

OTAP (*Glady Campion*)

OTAP took in \$3,177 last month.

A shipment of donated computers from NCR® is expected this Wednesday (12 July).

The NCR Corporation is now trusting OTAP to "wipe" data from the drives of donated machines. This speeds up the donation process.

Ed Jones, noting that Glady should not have to put her own money into OTAP, asked if she had turned in her expenses. Glady replied that she would do so soon.

Membership and Programs (*Glady Campion*)

There were about forty attendees at our last (June's) General Membership Meeting. Glady is hoping this is merely a summer slump, and that attendance will pick up in the fall.

August's presentation will tentatively be on RF ID's (chips that emit a radio frequency to identify things or people), by Lori Porter.

Martin Arbagi said there would be no problem with parking at Wright State

University, as school will not be in session at the time of the August meeting.

The Data Bus (*Glady Campion*)

The print run of *The Data Bus* is about 500 copies, which leaves a small surplus. Some extra copies were dropped off at Midwest Surplus, 5 O'clock Computers, and Glady's building at the base.

Hara Arena (*Jim Bellan, Jim Ullom*)

Trustees Jim Bellan and Jim Ullom met with Hara Arena Staff to discuss matters relating to broadband Internet during Hamvention.® Among the issues discussed were labor charges and a rented modem.

Old Business

New Business

The Miami Valley Computing Society needs an information update on DMA for its September meeting announcement.

Volunteer of the Month

Dan Tasch was voted Volunteer of the Month for August.

Good of the Order

There was a general chorus of welcome, led by Jim Ullom, for Dan Tasch, by the other Trustees.

Chuck Gelm updated us on progress in recovering from knee surgery. He can now bend his knee.

Adjournment

Chuck Gelm made a motion to adjourn. Jim Bellan seconded. Meeting adjourned at 10:15 P.M.

Respectfully Submitted,

Martin Arbagi

DMA belongs to its members
- Get involved -
Share your ideas with your Trustees

Welcome to Our Newest DMA Members

Harry Boltz
Sherry H. Lake
Tom McGhee
Tom Suman

These Memberships recently Expired - Use form on next page to renew -

Expired in July

Ernest Anderson
 Douglas E. Bell
 Kevin Bomhard
 Jack D. Capehart
 Joe Cardenia
 Jim Cetnar
 Alice Cox
 Jeff Coyle
 Katherine Erbaugh
 Jorge Emilio Fabregat
 Henry A. Fosnaugh
 Donald Honious
 John Hopson
 Ross Kettering
 A. Carlos Landaburu
 Don Mahurin
 Stephen Reiss
 Dave Robling
 George Simpson
 Tony Snyder
 Patrick Suarez
 Tom Thorpe
 George L. Wineburgh

Expired in August

Deborah Adkins
 Michael Blakesly
 Chad Brown
 Dennis Brown
 Harold Buechly
 Shawna Collins
 Charles C. Cuppy
 John D. Daniel
 William N. Davis II
 Catherine Devlin
 William J. Dodd
 Jeff Finton
 Dale T Fisher
 Susan Fitzmartin
 David Forrai
 Frank Free
 Scott Gilbert
 Susan M. Goss
 Lawrence H. Gould
 Ina Green
 Ray Green
 Kenneth Greene Jr.
 Roger Jensen
 Dave K. Johnson
 Susan Kendall

Ronald Kirsch
 Colleen Lampton
 Frank Larrick
 Jane Leach
 Robert Leach
 Alan Lindsey
 Catherine Lundy
 Glenn A. Lytle
 Carroll F. Markowski
 James McCutcheon
 Michael W. McKosky
 Bob McMillen
 Jerry S. Miller
 C. Fred Mullins
 Nicole R. O'Quinn
 Perry Quijas
 Grant Root
 Lillian D. Rudolph
 Rick Secrist
 Thomas R. Sheibenberger
 Keith Singerman
 Lee Smith
 Jim Sroga
 Daniel R. Ungard
 Jon van Alden
 Bob Walters

DMA® Membership Application/Renewal (only one person per form, please)

PLEASE ALLOW UP to THREE WEEKS FOR APPLICATION PROCESSING and INTERNET SET-UP

Name: _____ Birth date: ____/____/____
mo. day yr.

Address: _____

City: _____ State: _____ Zip: _____ - _____

Phone: (Home) (_____) _____ - _____ Phone: (Work) (_____) _____ - _____ x _____

I wish to have my name and address published in the club roster: YES [] NO [] E-mail address _____

Name of DMA® member who recruited me: _____ (only new regular memberships)

Current or recent DMA® Member: Yes [] No [] Change of Address Only [] Today's date: ____/____/____

Membership number (from your *DataBus* mailing label) _____

Type of Membership

Note: A \$10.00 fee will be charged for all returned checks.

Application is for: New Membership []

Membership Renewal [] Associate Membership* []

If applying for free student membership, please give school name and student ID number: Available **only** for students under 22 years old.

School Name: _____ Student ID#: _____

* A family associate membership is an additional membership for a member of your immediate family that is living in the member's household. If this is a family associate membership, give name of regular member: _____

Dues/Fees (Dues and Fees are subject to change without prior notice)

- Membership (one year - New or Renewal) 1.) [] **\$25**
- Family Associate Membership (must live at same address as regular member) 2.) [] **\$12.50**
- Free* Student Membership 3.) [] **FREE** *for students under 22 yrs of age
- Please assign me a user ID for E-mail and Usenet news access 4.) [] **\$10** one-time setup fee for new accounts.
- Total - - - Lines (1 or 2) (+4 if checked) 5.) \$ _____

[] Cash
 [] Check
 Check # _____

**Make your check payable to Dayton Microcomputer Association, Inc. DMA®, then send the check and application to: - - - - -
- - - - ->PO Box 340402 Beaver Creek, OH 45434-0402**

DMA® Use only: Membership # _____ Exp. Date: ____/____/____ Processed by: _____ REV: 01Nov05

Friends of DMA

The "Friends of DMA" program is being established to facilitate direct contributions from both groups and individuals to help cover expenses and opportunities. DMA will gratefully accept any amount you or your business can afford.

All contributions made to "Friends of DMA" are tax deductible: 501(c)(3). DMA was founded on the principle of keeping membership fees as low as possible in order to allow all those wishing to join, participate, and share in the many benefits and rewards that membership provides.

In spite of decreasing sponsor donations, the expenses of DMA do continue and shortfalls must be realized from sources such as membership dues and other direct contributions such as the Friends of DMA Program.

Become a Friend of DMA and contribute to the support of our organization. You may contribute any amount to the General Fund or designate your contribution to a specific target need. All contributions will be acknowledged with a signed receipt certificate.

Enclosed is my (our) contribution in the amount of:
 () \$25 () \$50 () \$100 () \$250 () \$500

- The desired target of this donation is:
- () General Fund – Allocate to most needed area within DMA
 - () Hardware and On Line Services – Allocate to help the DMA infrastructure
 - () Administrative – Dues Assistance, Administrative, Publications and supplies
 - () Other:


DMA® Events for August 27 - October 07, 2006

Sunday	Monday	Tuesday	Wednesday	Thursday	Friday	Saturday
Aug 27	Aug 28	Aug 29 Main Meeting 7:30 PM 101 Fawcett Hall, WSU	Aug 30	Aug 31	Sep 1	Sep 2 9 AM - 2 PM OTAP 3 PM Classic Computers
Sep 3	Sep 4 Board of Trustees 7:00 PM 119 Valley The DataBus deadline is the 1st of each month.	Sep 5 Amateur Radio SIG 7:00 PM 119 Valley	Sep 6	Sep 7 Genealogy SIG 7:00 PM 119 Valley	Sep 8	Sep 9 9 AM - 2 PM OTAP
Sep 10	Sep 11	Sep 12 Hands-On SIG 7:00 PM 119 Valley	Sep 13 Perl Mongers 7:00 PM 119 Valley	Sep 14 Software Development SIG 6:30 PM 119 Valley	Sep 15	Sep 16 9 AM - 2 PM OTAP 3 PM Classic Computers
Sep 17	Sep 18 Apple SIG 7:00 PM Huber Heights Athletic Ctr., 5367 Fishburg	Sep 19	Sep 20	Sep 21 Linux SIG 7:00 PM 145 Russ Engr. Ctr., WSU	Sep 22	Sep 23 9 AM - 2 PM OTAP
Sep 24	Sep 25	Sep 26 Main Meeting 7:30 PM 101 Fawcett Hall, WSU	Sep 27 Hands-On SIG 6:30 PM 119 Valley	Sep 28 Digital Photo SIG 7:00 PM See web site for location	Sep 29	Sep 30 Ohio LinuxFest Columbus Convention Center
Oct 1	Oct 2 Board of Trustees 7:00 PM 119 Valley The DataBus deadline is the 1st of each	Oct 3 Amateur Radio SIG 7:00 PM 119 Valley	Oct 4	Oct 5 Genealogy SIG 7:00 PM 119 Valley	Oct 6	Oct 7 9 AM - 2 PM OTAP 3 PM Classic Computers

Remember: • August 29, 2006: RFID - Radio Frequency Identification

• , in Room 101 Fawcett Hall., WSU

• Send membership applications & renewals to PO Box 340402, Beavercreek, OH 45434-0402



Dayton Microcomputer Association, Inc.
PO Box 340402
Beavercreek OH 45434-0402

Nonprofit
Organization
U.S. Postage Pd
Dayton OH
Permit No 984

Dated Material
Please Deliver Promptly